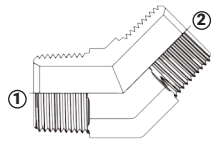



Adaptadores Hidráulicos - Rosca NPTF

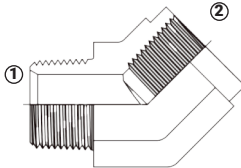

Serie 5501 - Codo 45° Macho NPTF



(1) Macho NPTF

Rosca Macho NPTF	Rosca Macho NPTF	Acero al Carbón Zincado # de Parte	PSI
1/8"-27	1/8"-27	5501-2	5000
1/4"-18	1/4"-18	5501-4	5000
3/8"-18	3/8"-18	5501-6	4000
1/2"-14	1/2"-14	5501-8	3000
3/4"-14	1/2"-14	5501-12-8	2500
3/4"-14	3/4"-14	5501-12	2500
1"- 11 1/2	1"- 11 1/2	5501-16	2000
1 1/4" - 11 1/2	1 1/4" - 11 1/2	5501-20	1150
1 1/2" -11 1/2	1 1/2" -11 1/2	5501-24	1000
2"-11 1/2	2"-11 1/2	5501-32	1000

Serie 5503 - Codo 45° Macho NPTF x Hembra NPTF



(1) Macho NPTF
(2) Hembra NPTF
SAE 140339

Rosca Macho NPTF	Rosca Hembra NPTF	Acero al Carbón Zincado # de Parte	PSI
1/8"-27	1/8"-27	5503-2	5000
1/4"-18	1/4"-18	5503-4	5000
3/8"-18	3/8"-18	5503-6	4000
1/2"-14	1/2"-14	5503-8	3000
3/4"-14	3/4"-14	5503-12	2500
1"- 11 1/2	1"- 11 1/2	5503-16	2000
1 1/4" - 11 1/2	1 1/4" - 11 1/2	5503-20	1150
1 1/2" -11 1/2	1 1/2" -11 1/2	5503-24	1000
2"-11 1/2	2"-11 1/2	5503-32	1000