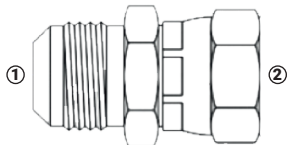



Adaptadores Hidráulicos - Rosca Métrica

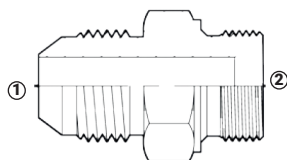

Serie M3504 - Macho JIC 37° x Hembra Métrica Giratoria



(1) Macho JIC
(2) Hembra Métrica giratoria

Rosca Macho JIC	Rosca Hembra Métrica Giratoria	Acero al Carbón Zincado # de Parte	PSI
9/16"-18	M16X1.5	M3504-6-16	3750
3/4"-16	M18X1.5	M3504-8-18	3750
3/4"-16	M22X1.5	M3504-8-22	3750
3/4"-16	M24X1.5	M3504-8-24	3750
1 1/16"-12	M26X1.5	M3504-12-26	2400
1 1/16"-12	M20X1.5	M3504-12-20	2400
1 5/16"-12	M30X2.0	M3504-16-30	2400
1 5/16"-12	M42X2.0	M3504-16-42	1500

Serie M7400 - Macho JIC 37° x Macho Métrico



(1) Macho JIC
(2) Macho métrico

Rosca Macho JIC	Rosca Macho Métrico	Acero al Carbón Zincado # de Parte	PSI
7/16"-20	M10X1.0	M7400-4-10	1500
7/16"-20	M12X1.5	M7400-4-12	3750
7/16"-20	M14X1.5	M7400-4-14	3750
7/16"-20	M18X1.5	M7400-4-18	3750
1/2"-20	M12X1.5	M7400-5-12	3750
1/2"-20	M14X1.5	M7400-5-14	3750
9/16"-18	M10X1.0	M7400-6-10	1500
9/16"-18	M12X1.5	M7400-6-12	3750
9/16"-18	M14X1.5	M7400-6-14	3750
9/16"-18	M16X1.5	M7400-6-16	3750
9/16"-18	M18X1.5	M7400-6-18	3750
9/16"-18	M20X1.5	M7400-6-20	9450
3/4"-16	M12X1.5	M7400-8-12	3750
3/4"-16	M14X1.5	M7400-8-14	3750
3/4"-16	M16X1.5	M7400-8-16	3750
3/4"-16	M18X1.5	M7400-8-18	3750
3/4"-16	M20X1.5	M7400-8-20	3750
3/4"-16	M22X1.5	M7400-8-22	3750
7/8"-14	M18X1.5	M7400-10-18	3750
7/8"-14	M20X1.5	M7400-10-20	3750
7/8"-14	M22X1.5	M7400-10-22	3750
1 1/16"-12	M18X1.5	M7400-12-18	3750
1 1/16"-12	M20X1.5	M7400-12-20	3750