



Reductor Concéntrico de Asiento Biselado




Reductor Concéntrico de Asiento Plano Biselado x Asiento Roscado Biselado - B3115F

D.E. Tubing	A (in)	Acero Inoxidable 304 # de Parte
1-1/2" x 1"	3.44	B3115F-G150100
2" x 1-1/2"	3.47	B3115F-G200150
2-1/2" x 2"	3.63	B3115F-G250200
3" x 2"	5.66	B3115F-G300200
3" x 2-1/2"	3.78	B3115F-G300250
4" x 3"	5.94	B3115F-G400300



Reductor Concéntrico de Asiento Roscado Biselado x Asiento Roscado Biselado - B31TT

D.E. Tubing	A (in)	Acero Inoxidable 304 # de Parte
1-1/2" x 1"	3.44	B31TT-G150100
2" x 1-1/2"	3.47	B31TT-G200150
2-1/2" x 2"	3.63	B31TT-G250200
3" x 2"	5.66	B31TT-G300200
3" x 2-1/2"	3.78	B31TT-G300250
4" x 3"	5.94	B31TT-G400300



Reductor Concéntrico de Asiento Roscado Biselado x Asiento Plano Biselado con Tuerca - B31TP

D.E. Tubing	A (in)	Acero Inoxidable 304 # de Parte
1-1/2" x 1"	3.44	B31TP-G150100
2" x 1-1/2"	3.47	B31TP-G200150
2-1/2" x 2"	3.63	B31TP-G250200
3" x 2"	5.66	B31TP-G300200
3" x 2-1/2"	3.78	B31TP-G300250
4" x 3"	5.94	B31TP-G400300

N