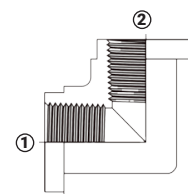



Adaptadores Hidráulicos - Rosca NPTF

Serie 5504 - Codo 90° Hembra NPTF

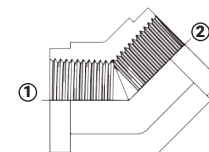
Rosca Hembra NPTF	Rosca Hembra NPTF	Acero al Carbón Zincado # de Parte	PSI
1/4"-18	1/8"-27	5504-4-2	5000
1/4"-18	1/4"-18	5504-4	5000
3/8"-18	1/4"-18	5504-6-4	4000
3/8"-18	3/8"-18	5504-6	4000
1/2"-14	1/4"-18	5504-8-4	3000
1/2"-14	3/8"-18	5504-8-6	3000
1/2"-14	1/2"-14	5504-8	3000
3/4"-14	1/2"-14	5504-12-8	2500
3/4"-14	3/4"-14	5504-12	2500
1"- 11 1/2	3/4"-14	5504-16-12	2000
1"- 11 1/2	1"- 11 1/2	5504-16	2000
1 1/4" - 11 1/2	1 1/4" - 11 1/2	5504-20	1150
1 1/2" - 11 1/2	1 1/2" - 11 1/2	5504-24	1000
2"-11 1/2	2"-11 1/2	5504-32	1000



(1) Hembra NPTF
(2) Hembra NPTF
SAE 140238

Serie 5505 - Codo 45° Hembra NPTF

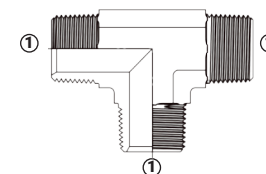
Rosca Hembra NPTF (2)	Acero al Carbón Zincado # de Parte	PSI
1/8"-27	5505-2	5000
1/4"-18	5505-4	5000
3/8"-18	5505-6	4000
1/2"-14	5505-8	3000
3/4"-14	5505-12	2500
1"- 11 1/2	5505-16	2000
1 1/4" - 11 1/2	5505-20	1150
1 1/2" - 11 1/2	5505-24	1000
2"-11 1/2	5505-32	1000



(1) Hembra NPTF
(2) Hembra NPTF
SAE 140338

Serie 5600 - Tee Unión Macho NPTF

Rosca Macho NPTF (3)	Acero al Carbón Zincado # de Parte	PSI
1/8"-27	5600-2	5000
1/4"-18	5600-4	5000
3/8"-18	5600-6	4000
1/2"-14	5600-8	3000
3/4"-14	5600-12	2500
1"- 11 1/2	5600-16	2000
1 1/4" - 11 1/2	5600-20	1150



(1) Macho NPTF