







Serie-DF Coples Neumáticos

Serie-DF Niple Intercambio Industrial (Rosca Macho)

Medida	Detalle			Medida		D.E. Máximo		Hex pulg.	
	# de Parte	Roscas	Material	pulg.	mm.	pulg.	mm.		
 Latón	1/4"	D2M1	1/8" - 27 NPTF	Acero	1.57	39.9	0.58	14.7	1/2"
		D2M1-B	1/8" - 27 NPTF	Latón	1.57	39.9	0.58	14.7	1/2"
		D2M1-S	1/8" - 27 NPTF	A.I. 303	1.57	39.9	0.58	14.7	1/2"
		D2M2	1/4" - 18 NPTF	Acero	1.69	42.9	0.65	16.5	9/16"
		D2M2-B	1/4" - 18 NPTF	Latón	1.69	42.9	0.65	16.5	9/16"
		D2M2-S	1/4" - 18 NPTF	A.I. 303	1.69	42.9	0.65	16.5	9/16"
		D2BM2	1/4" - 19 BSPT	Acero	1.69	42.9	0.65	16.5	9/16"
		D2M3	3/8" - 18 NPTF	Acero	1.75	44.5	0.87	22.1	3/4"
 Acero	3/8"	D2M3-B	3/8" - 18 NPTF	Latón	1.75	44.5	0.87	22.1	3/4"
		D2M3-S	3/8" - 18 NPTF	A.I. 303	1.75	44.5	0.87	22.1	3/4"
		D2BM3	3/8" - 19 BSPT	Acero	1.75	44.5	0.87	22.1	3/4"
		D3M2	1/4" - 18 NPTF	Acero	1.81	46.0	0.79	20.1	11/16"
 Acero inoxidable 303	3/8"	D3M3	3/8" - 18 NPTF	Acero	1.87	47.5	0.87	22.1	3/4"
		D3M3-B	3/8" - 18 NPTF	Latón	1.87	47.5	0.87	22.1	3/4"
		D3M3-S	3/8" - 18 NPTF	A.I. 303	1.87	47.5	0.87	22.1	3/4"
		D3BM3	3/8" - 19 BSPT	Acero	1.87	47.5	0.87	22.1	11/16"
 Acero inoxidable 303	1/2"	D3M4	1/2" - 14 NPTF	Acero	2.03	51.6	1.01	25.7	7/8"
		D4M2	1/4" - 18 NPTF	Acero	2.13	54.1	0.75	19.1	11/16"
		D4M3	3/8" - 18 NPTF	Acero	2.19	55.6	0.87	22.1	3/4"
		D4M4	1/2" - 14 NPTF	Acero	2.34	59.4	1.01	25.7	7/8"
		D4M4-B	1/2" - 14 NPTF	Latón	2.34	59.4	1.01	25.7	7/8"
		D4M4-S	1/2" - 14 NPTF	A.I. 303	2.34	59.4	1.01	25.7	7/8"
 Acero inoxidable 303	1/2"	D4BM4	1/2" - 14 BSPT	Acero	2.34	59.4	1.01	25.7	7/8"
		D4M6	3/4" - 14 NPTF	Acero	2.50	63.5	1.23	31.2	1-1/16"
		D6M4	1/2" - 14 NPTF	Acero	2.38	60.5	1.52	38.6	1-5/16"
		D6M6	3/4" - 14 NPTF	Acero	2.38	60.5	1.52	38.6	1-5/16"
 Acero inoxidable 303	3/4"	D6M8	1" - 11-1/2 NPTF	Acero	2.56	65.0	1.80	45.7	1-9/16"

Serie-D Cople Automático Intercambio Industrial (Barbas para Manguera)

Medida	Detalle			Medida		D.E. Máximo		Hex pulg.	
	# de Parte	D.I. Manguera	Material	pulg.	mm.	pulg.	mm.		
 Latón	1/4"	2DS2-B	1/4"	Latón	2.90	73.7	0.98	24.9	11/16"
		2DS2-S	1/4"	A.I. 303	2.90	73.7	0.98	24.9	11/16"
		2DS3-B	3/8"	Latón	2.90	73.7	0.98	24.9	11/16"
		2DS3-S	3/8"	A.I. 303	2.90	73.7	0.98	24.9	11/16"
 Acero inoxidable 303	3/8"	3DS2-B	1/4"	Latón	3.00	76.2	1.18	30.0	7/8"
		3DS3-B	3/8"	Latón	3.00	76.2	1.18	30.0	7/8"
		3DS3-S	3/8"	A.I. 303	3.00	76.2	1.18	30.0	7/8"
		3DS4-B	1/2"	Latón	3.00	76.2	1.18	30.0	7/8"
 Acero inoxidable 303	1/2"	4DS3-B	3/8"	Latón	3.51	89.2	1.34	34.0	1-1/16"
		4DS4-B	1/2"	Latón	3.51	89.2	1.34	34.0	1-1/16"
		4DS4-S	1/2"	A.I. 303	3.51	89.2	1.34	34.0	1-1/16"
 Acero inoxidable 303	3/4"	4DS6-B	3/4"	Latón	3.51	89.2	1.34	34.0	1-1/16"
		6DS4-B	1/2"	Latón	3.00	76.2	1.73	43.9	1-5/16"
		6DS6-B	3/4"	Latón	3.00	76.2	1.73	43.9	1-5/16"
		6DS8-B	1"	Latón	3.24	82.3	1.73	43.9	1-5/16"