



Serie-J Coples Neumáticos

Serie-J Cople Intercambio Truflante (Rosca Hembra)

Medida	Detalle			Medida		D.E. Máximo		Hex pulg.
	# de Parte	Roscas	Material	pulg.	mm.	pulg.	mm.	
1/4"	2JF1-B	1/8" - 27 NPTF	Latón	1.83	46.5	0.88	22.4	3/4"
	2JF2-B	1/4" - 18 NPTF	Latón	2.04	51.8	0.88	22.4	3/4"
	2JF3-B	3/8" - 18 NPTF	Latón	2.14	54.4	0.88	22.4	13/16"
3/8"	3JF2	1/4" - 18 NPTF	Acero	2.25	57.2	1.06	26.9	7/8"
	3JF3	3/8" - 18 NPTF	Acero	2.48	63.0	1.06	26.9	7/8"
	3JF4	1/2" - 14 NPTF	Acero	2.61	66.3	1.06	26.9	1"
1/2"	4FF3	3/8" - 18 NPTF	Acero	2.85	72.5	1.24	31.4	1"
	4FF4	1/2" - 14 NPTF	Acero	3.06	77.8	1.24	31.4	1"
	4FF6	3/4" - 14 NPTF	Acero	3.15	79.9	1.24	31.4	1-3/16"



Latón



Acero

Serie-J Niple Intercambio Truflante (Rosca Hembra)

Medida	Detalle			Medida		D.E. Máximo		Hex pulg.
	# de Parte	Roscas	Material	pulg.	mm.	pulg.	mm.	
1/4"	J2F1	1/8" - 27 NPTF	Acero	1.34	34.0	0.65	16.5	9/16"
	J2F2	1/4" - 18 NPTF	Acero	1.56	39.6	0.79	20.1	11/16"
	J2F2-B	1/4" - 18 NPTF	Latón	1.56	39.6	0.79	20.1	11/16"
	J2F3	3/8" - 18 NPTF	Acero	1.56	39.6	1.01	25.7	7/8"
3/8"	J3F2	1/4" - 18 NPTF	Acero	1.75	44.5	0.79	20.1	11/16"
	J3F3	3/8" - 18 NPTF	Acero	1.75	44.5	1.01	25.7	7/8"
	J3F4	1/2" - 14 NPTF	Acero	1.91	48.5	1.16	29.5	1"
1/2"	J4F3	3/8" - 18 NPTF	Acero	2.11	53.6	1.01	25.7	7/8"
	J4F4	1/2" - 14 NPTF	Acero	2.26	57.4	1.16	29.5	1"
	J4F6	3/4" - 14 NPTF	Acero	2.31	58.7	1.37	34.8	1-3/16"



Acero




Latón




Serie-J Cople Intercambio Truflante (Rosca Macho)

Medida	Detalle			Medida		D.E. Máximo		Hex pulg.
	# de Parte	Roscas	Material	pulg.	mm.	pulg.	mm.	
1/4"	2JM1-B	1/8" - 27 NPTF	Latón	1.88	47.8	0.88	22.4	3/4"
	2JM2-B	1/4" - 18 NPTF	Latón	2.05	52.0	0.88	22.4	3/4"
	2JM3-B	3/8" - 18 NPTF	Latón	2.08	52.8	0.88	22.4	3/4"
3/8"	3JM2	1/4" - 18 NPTF	Acero	2.45	62.2	1.06	26.9	7/8"
	3JM3	3/8" - 18 NPTF	Acero	2.46	62.5	1.06	26.9	7/8"
	3JM4	1/2" - 14 NPTF	Acero	2.55	64.8	1.06	26.9	7/8"
1/2"	4FM3	3/8" - 18 NPTF	Acero	2.97	75.4	1.19	30.2	1"
	4FM4	1/2" - 14 NPTF	Acero	3.07	78.0	1.19	30.2	1"
	4FM6	3/4" - 14 NPTF	Acero	3.12	79.2	1.19	30.2	1-1/16"



Latón



Acero

Serie-J Niple Intercambio Truflante (Rosca Macho)

Medida	Detalle			Medida		D.E. Máximo		Hex pulg.
	# de Parte	Roscas	Material	pulg.	mm.	pulg.	mm.	
1/4"	J2M1	1/8" - 27 NPTF	Acero	1.47	37.3	0.58	14.7	1/2"
	J2M2	1/4" - 18 NPTF	Acero	1.59	40.4	0.65	16.5	9/16"
	J2M2-B	1/4" - 18 NPTF	Latón	1.59	40.4	0.65	16.5	9/16"
	J2M3	3/8" - 18 NPTF	Acero	1.65	41.9	0.79	20.1	3/4"
3/8"	J3M2	1/4" - 18 NPTF	Acero	1.78	45.2	0.79	20.1	11/16"
	J3M3	3/8" - 18 NPTF	Acero	1.84	46.7	0.79	20.1	3/4"
	J3M4	1/2" - 14 NPTF	Acero	2.00	50.8	1.01	25.7	7/8"
1/2"	J4M3	3/8" - 18 NPTF	Acero	2.20	55.9	0.79	20.1	11/16"
	J4M4	1/2" - 14 NPTF	Acero	2.35	59.7	1.01	25.7	7/8"
	J4M6	3/4" - 14 NPTF	Acero	2.51	63.8	1.23	31.2	1-1/16"



Latón



Acero