


Serie-SHD Coples Neumáticos

Serie-SHD Cople Intercambio Schrader (Rosca Macho)

| Medida | Detalle | | | Medida | | D.E. Máximo | | Hex pulg. |
|--------|------------|---------------|----------|--------|------|-------------|------|-----------|
| | # de Parte | Roscas | Material | pulg. | mm. | pulg. | mm. | |
| 1/4" | 2SHDM2 | 1/4" - 18 NPT | Aluminio | 2.22 | 56.4 | 1.12 | 28.4 | 11/16" |
| | 2SHDM3 | 3/8" - 18 NPT | Aluminio | 2.28 | 57.9 | 1.12 | 28.4 | 11/16" |
| 1/2" | 4SHDM3 | 3/8" - 18 NPT | Aluminio | 2.55 | 64.8 | 1.50 | 38.1 | 1-1/8" |
| | 4SHDM4 | 1/2" - 14 NPT | Aluminio | 2.61 | 66.3 | 1.50 | 38.1 | 1-1/8" |




Serie-SHD Niple Intercambio Schrader (Rosca Macho)

| Medida | Detalle | | | Medida | | D.E. Máximo | | Hex pulg. |
|--------|------------|---------------|----------|--------|------|-------------|------|-----------|
| | # de Parte | Roscas | Material | pulg. | mm. | pulg. | mm. | |
| 1/4" | SHD2M1 | 1/8" - 27 NPT | Acero | 1.54 | 39.1 | 0.79 | 20.1 | 11/16" |
| | SHD2M2 | 1/4" - 18 NPT | Acero | 1.72 | 43.7 | 0.79 | 20.1 | 11/16" |
| 1/2" | SHD4M3 | 3/8" - 18 NPT | Acero | 1.81 | 46.0 | 1.01 | 25.7 | 7/8" |
| | SHD4M4 | 1/2" - 14 NPT | Acero | 1.87 | 47.5 | 1.01 | 25.7 | 7/8" |



Serie-SHD Cople Intercambio Schrader (Barbas para Manguera)

| Medida | Detalle | | | Medida | | D.E. Máximo | | Hex pulg. |
|--------|------------|---------------|----------|--------|-------|-------------|------|-----------|
| | # de Parte | D.I. Manguera | Material | pulg. | mm. | pulg. | mm. | |
| 1/4" | 2SHDS2 | 1/4" | Aluminio | 2.54 | 64.5 | 1.12 | 28.4 | 11/16" |
| | 2SHDS3 | 3/8" | Aluminio | 2.67 | 67.8 | 1.12 | 28.4 | 11/16" |
| 1/2" | 4SHDS3 | 3/8" | Aluminio | 2.99 | 76.0 | 1.50 | 38.1 | 1-1/8" |
| | 4SHDS4 | 1/2" | Aluminio | 4.23 | 107.4 | 1.50 | 38.1 | 1-1/8" |



K

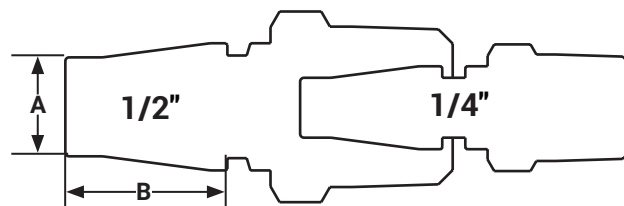
Serie-SHD Niples Intercambio Schrader (Barbas para Manguera)

| Medida | Detalle | | | Medida | | D.E. Máximo | | Hex pulg. |
|--------|------------|---------------|----------|--------|------|-------------|------|-----------|
| | # de Parte | D.I. Manguera | Material | pulg. | mm. | pulg. | mm. | |
| 1/4" | SHD2S2 | 1/4" | Acero | 2.03 | 51.6 | 0.65 | 16.5 | --- |
| | SHD2S3 | 3/8" | Acero | 2.22 | 56.4 | 0.65 | 16.5 | --- |
| 1/2" | SHD4S3 | 3/8" | Acero | 2.34 | 59.4 | 0.80 | 20.3 | --- |
| | SHD4S4 | 1/2" | Acero | 2.53 | 64.3 | 0.80 | 20.3 | --- |



Perfil Serie SHD

| Medida | A | B |
|--------|------|------|
| 1/4" | 0.32 | 0.75 |
| 3/8" | 0.50 | 0.75 |



! La presión de operación para acoples que utilizan barbas de manguera en sus extremos puede reducirse drásticamente al valor de la manguera y/o la combinación de conexiones en los extremos. Consulte con el fabricante de la manguera para los valores de presión. Si tiene dudas, realice una prueba bajo condiciones controladas para comprobar la conexión. Dixon Quick Coupling no asume responsabilidad por una mala instalación que resulte en paros de producción, pérdidas y/o accidentes personales incluyendo la muerte.