



**Serie-V Coples Hidráulicos**

**Serie-V Cople Con Válvula Intercambio Snap-Tite H/IH (Rosca Hembra)**



Acero




Latón



Acero inoxidable 316

Medida	Detalle			Medida		D.E. Máximo		Hex pulg.
	# Parte	Roscas	Material	pulg.	mm.	pulg.	mm.	
1-1/4"	10VF10	1-1/4" - 11-1/2 NPTF	Acero	3.54	89.9	2.19	55.6	2"
	10VF10-B	1-1/4" - 11-1/2 NPTF	Latón	3.54	89.9	2.19	55.6	2"
	10VF10-SS	1-1/4" - 11-1/2 NPTF	A.I. 316	3.54	89.9	2.19	55.6	2"
	10VBF10	1-1/4" - 11 BSPP	Acero	3.54	89.9	2.19	55.6	2"
	10VBF10-B	1-1/4" - 11 BSPP	Latón	3.54	89.9	2.19	55.6	2"
	10VBF10-SS	1-1/4" - 11 BSPP	A.I. 316	3.54	89.9	2.19	55.6	2"
1-1/2"	10VOF10	1-5/8" - 12 ORB	Acero	3.54	89.9	2.19	55.6	2"
	12VF12	1-1/2" - 11-1/2 NPTF	Acero	3.27	83.1	2.74	69.6	2-1/2"
	12VF12-B	1-1/2" - 11-1/2 NPTF	Latón	3.27	83.1	2.74	69.6	2-1/2"
	12VF12-SS	1-1/2" - 11-1/2 NPTF	A.I. 316	3.27	83.1	2.74	69.6	2-1/2"
	12VBF12	1-1/2" - 11 BSPP	Acero	3.27	83.1	2.74	69.6	2-1/2"
	12VBF12-B	1-1/2" - 11 BSPP	Latón	3.27	83.1	2.74	69.6	2-1/2"
2"	12VBF12-SS	1-1/2" - 11 BSPP	A.I. 316	3.27	83.1	2.74	69.6	2-1/2"
	12VOF12	1-7/8" - 12 ORB	Acero	3.27	83.1	2.74	69.6	2-1/2"
	16VF16	2" - 11-1/2 NPTF	Acero	3.92	99.6	3.83	97.3	3-1/2"
	16VF16-B	2" - 11-1/2 NPTF	Latón	3.92	99.6	3.83	97.3	3-1/2"
	16VF16-SS	2" - 11-1/2 NPTF	A.I. 316	3.92	99.6	3.83	97.3	3-1/2"
	16VBF16	2" - 11 BSPP	Acero	3.92	99.6	3.83	97.3	3-1/2"
	16VBF16-B	2" - 11 BSPP	Latón	3.92	99.6	3.83	97.3	3-1/2"
	16VBF16-SS	2" - 11 BSPP	A.I. 316	3.92	99.6	3.83	97.3	3-1/2"


**Serie-V Niple Con Válvula Intercambio Snap-Tite H/IH (Rosca Hembra)**



Acero



Latón



Acero inoxidable 316

Medida	Detalle			Medida		D.E. Máximo		Hex pulg.
	# Parte	Roscas	Material	pulg.	mm.	pulg.	mm.	
1-1/4"	V10F10	1-1/4" - 11-1/2 NPTF	Acero	3.41	86.6	2.19	55.6	2"
	V10F10-B	1-1/4" - 11-1/2 NPTF	Latón	3.41	86.6	2.19	55.6	2"
	V10F10-SS	1-1/4" - 11-1/2 NPTF	A.I. 316	3.41	86.6	2.19	55.6	2"
	V10BF10	1-1/4" - 11 BSPP	Acero	3.41	86.6	2.19	55.6	2"
	V10BF10-B	1-1/4" - 11 BSPP	Latón	3.41	86.6	2.19	55.6	2"
	V10BF10-SS	1-1/4" - 11 BSPP	A.I. 316	3.41	86.6	2.19	55.6	2"
1-1/2"	V10OF10	1-5/8" - 12 ORB	Acero	3.41	86.6	2.19	55.6	2"
	V12F12	1-1/2" - 11-1/2 NPTF	Acero	3.35	79.0	2.74	69.6	2-1/2"
	V12F12-B	1-1/2" - 11-1/2 NPTF	Latón	3.35	79.0	2.74	69.6	2-1/2"
	V12F12-SS	1-1/2" - 11-1/2 NPTF	A.I. 316	3.35	79.0	2.74	69.6	2-1/2"
	V12BF12	1-1/2" - 11 BSPP	Acero	3.35	79.0	2.74	69.6	2-1/2"
	V12BF12-B	1-1/2" - 11 BSPP	Latón	3.35	79.0	2.74	69.6	2-1/2"
2"	V12BF12-SS	1-1/2" - 11 BSPP	A.I. 316	3.35	79.0	2.74	69.6	2-1/2"
	V12OF12	1-7/8" - 12 ORB	Acero	3.35	79.0	2.74	69.6	2-1/2"
	V16F16	2" - 11-1/2 NPTF	Acero	3.72	94.5	3.83	97.3	3-1/2"
	V16F16-B	2" - 11-1/2 NPTF	Latón	3.72	94.5	3.83	97.3	3-1/2"
	V16F16-SS	2" - 11-1/2 NPTF	A.I. 316	3.72	94.5	3.83	97.3	3-1/2"
	V16BF16	2" - 11 BSPP	Acero	3.72	94.5	3.83	97.3	3-1/2"
	V16BF16-B	2" - 11 BSPP	Latón	3.72	94.5	3.83	97.3	3-1/2"
	V16BF16-SS	2" - 11 BSPP	A.I. 316	3.72	94.5	3.83	97.3	3-1/2"