



Serie-E Coples Hidráulicos

Serie-E Niple Intercambio Straight-Through / Paso-Directo (Rosca Hembra)


Medida	Detalle			Medida		D.E. Máximo		Hex pulg.
	# Parte	Roscas	Material	pulg.	mm.	pulg.	mm.	
1/8"	E1F1	1/8" - 27 NPTF	Acero	0.98	24.9	0.65	16.5	9/16"
	E1F1-B	1/8" - 27 NPTF	Latón	0.98	24.9	0.65	16.5	9/16"
	E1F1-S	1/8" - 27 NPTF	A.I. 303	0.98	24.9	0.65	16.5	9/16"
1/4"	E2F2	1/4" - 18 NPTF	Acero	1.47	37.3	0.79	20.1	11/16"
	E2F2-B	1/4" - 18 NPTF	Latón	1.47	37.3	0.79	20.1	11/16"
	E2F2-S	1/4" - 18 NPTF	A.I. 303	1.47	37.3	0.79	20.1	11/16"
	E2BF2-B	1/4" - 19 BSPP	Latón	1.47	37.3	0.79	20.1	11/16"
3/8"	E3F3	3/8" - 18 NPTF	Acero	1.60	40.6	1.01	25.7	7/8"
	E3F3-B	3/8" - 18 NPTF	Latón	1.60	40.6	1.01	25.7	7/8"
	E3F3-S	3/8" - 18 NPTF	A.I. 303	1.60	40.6	1.01	25.7	7/8"
	E3BF3-B	3/8" - 19 BSPP	Latón	1.60	40.6	1.01	25.7	7/8"
1/2"	E4F4	1/2" - 14 NPTF	Acero	1.82	46.2	1.16	29.5	1"
	E4F4-B	1/2" - 14 NPTF	Latón	1.82	46.2	1.16	29.5	1"
	E4F4-S	1/2" - 14 NPTF	A.I. 303	1.82	46.2	1.16	29.5	1"
	E4BF4-B	1/2" - 14 BSPP	Latón	1.82	46.2	1.16	29.5	1"
3/4"	E6F6	3/4" - 14 NPTF	Acero	2.05	52.1	1.37	34.8	1-3/16"
	E6F6-B	3/4" - 14 NPTF	Latón	2.05	52.1	1.37	34.8	1-3/16"
	E6F6-S	3/4" - 14 NPTF	A.I. 303	2.05	52.1	1.37	34.8	1-3/16"
	E6BF6-B	3/4" - 14 BSPP	Latón	2.05	52.1	1.37	34.8	1-3/16"
1"	E8F8	1" - 11-1/2 NPTF	Acero	2.36	59.9	1.73	43.9	1-1/2"
	E8F8-B	1" - 11-1/2 NPTF	Latón	2.36	59.9	1.73	43.9	1-1/2"
	E8F8-S	1" - 11-1/2 NPTF	A.I. 303	2.36	59.9	1.73	43.9	1-1/2"
	E8BF8-B	1" - 11 BSPP	Latón	2.36	59.9	1.73	43.9	1-1/2"
1-1/4"	E10F10	1-1/4" - 11-1/2 NPTF	Acero	2.47	62.7	2.31	58.7	2"
	E10F10-B	1-1/4" - 11-1/2 NPTF	Latón	2.47	62.7	2.31	58.7	2"
	E10F10-S	1-1/4" - 11-1/2 NPTF	A.I. 303	2.47	62.7	2.31	58.7	2"
1-1/2"	E12F12	1-1/2" - 11-1/2 NPTF	Acero	2.74	69.6	2.60	66.0	2-1/4"
	E12F12-B	1-1/2" - 11-1/2 NPTF	Latón	2.74	69.6	2.60	66.0	2-1/4"
	E12F12-S	1-1/2" - 11-1/2 NPTF	A.I. 303	2.74	69.6	2.60	66.0	2-1/4"
2"	E16F16	2" - 11-1/2 NPTF	Acero	3.00	76.2	3.03	77.0	2-5/8"
	E16F16-B	2" - 11-1/2 NPTF	Latón	3.00	76.2	3.03	77.0	2-5/8"
	E16F16-S	2" - 11-1/2 NPTF	A.I. 303	3.00	76.2	3.03	77.0	2-5/8"



Acero



Latón



Acero inoxidable 303

