



Serie-CM Coples Hidráulicos

Serie-CM Niple Intercambio Enfriamiento de Moldes (Rosca Hembra)



Acero




Latón

Medida	Detalle			Medida		D.E. Máximo		Hex pulg.
	# Parte	Roscas	Material	pulg.	mm.	pulg.	mm.	
1/4"	CM2F1	1/8" - 27 NPTF	Acero	0.90	22.9	0.58	14.7	1/2"
	CM2F1-B	1/8" - 27 NPTF	Latón	0.90	22.9	0.58	14.7	1/2"
	CM2F2	1/4" - 18 NPTF	Acero	1.12	28.4	0.72	18.3	5/8"
	CM2F2-B	1/4" - 18 NPTF	Latón	1.12	28.4	0.72	18.3	5/8"
	CM2F3	3/8" - 18 NPTF	Acero	1.12	28.4	0.87	22.1	3/4"
	CM2F3-B	3/8" - 18 NPTF	Latón	1.12	28.4	0.87	22.1	3/4"
3/8"	CM3F2	1/4" - 18 NPTF	Acero	1.34	34.0	0.72	18.3	5/8"
	CM3F2-B	1/4" - 18 NPTF	Latón	1.34	34.0	0.72	18.3	5/8"
	CM3F3	3/8" - 18 NPTF	Acero	1.34	34.0	0.87	22.1	3/4"
	CM3F3-B	3/8" - 18 NPTF	Latón	1.34	34.0	0.87	22.1	3/4"
1/2"	CM4F4-B	1/2" - 14 NPTF	Latón	1.69	42.9	1.16	29.5	1"
	CM4F6-B	3/4" - 14 NPTF	Latón	1.69	42.9	1.37	34.8	1-3/16"

K

Serie-CM Niple Intercambio Enfriamiento de Moldes (Rosca Macho)



Medida	Detalle			Medida		D.E. Máximo		Hex pulg.
	# Parte	Roscas	Material	pulg.	mm.	pulg.	mm.	
1/4"	CM2M1-B	1/8" - 27 NPTF	Latón	1.00	25.4	0.65	16.5	9/16"
	CM2M2-B	1/4" - 18 NPTF	Latón	1.26	32.0	0.65	16.5	9/16"
	CM2M3-B	3/8" - 18 NPTF	Latón	1.20	30.5	0.79	20.1	11/16"
3/8"	CM3M2-B	1/4" - 18 NPTF	Latón	1.37	34.8	0.65	16.5	9/16"
	CM3M3-B	3/8" - 18 NPTF	Latón	1.43	36.3	0.79	20.1	11/16"
	CM3M4-B	1/2" - 14 NPTF	Latón	1.58	40.1	1.01	25.7	7/8"
1/2"	CM4M4-B	1/2" - 14 NPTF	Latón	1.69	42.9	1.01	25.7	7/8"
	CM4M6-B	3/4" - 14 NPTF	Latón	1.79	45.5	1.23	31.2	1-1/16"