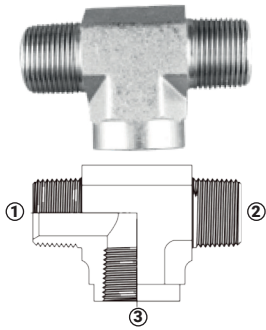


Adaptadores Hidráulicos - Rosca NPTF

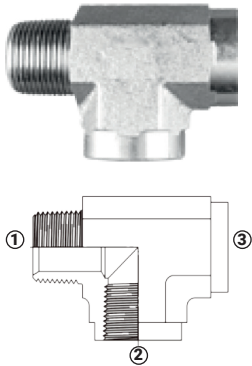
Serie 5601 - Tee de Ramificación Macho NPTF x Macho NPTF x Hembra NPTF



- (1) Macho NPTF
- (2) Macho NPTF
- (3) Hembra NPTF

Rosca Macho NPTF (2)	Rosca Hembra NPTF	Acero al Carbón Zincado # de Parte	PSI
1/8"-27	1/8"-27	5601-2	5000
1/4"-18	1/4"-18	5601-4	5000
3/8"-18	3/8"-18	5601-6	4000
1/2"-14	1/2"-14	5601-8	3000
3/4"-14	3/4"-14	5601-12	2500
1"- 11 1/2	1"- 11 1/2	5601-16	2000
1 1/4" - 11 1/2	1 1/4" - 11 1/2	5601-20	1150

Serie 5602 - Tee de Flujo Macho NPTF x Hembra NPTF x Hembra NPTF

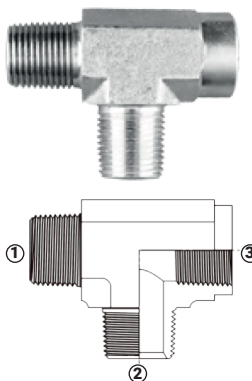


- (1) Macho NPTF
- (2) Hembra NPTF
- (3) Hembra NPTF

SAE 140424

Rosca Macho NPTF	Rosca Hembra NPTF (2)	Acero al Carbón Zincado # de Parte	PSI
1/8"-27	1/8"-27	5602-2	5000
1/4"-18	1/4"-18	5602-4	5000
3/8"-18	3/8"-18	5602-6	4000
1/2"-14	1/2"-14	5602-8	3000
3/4"-14	3/4"-14	5602-12	2500
1"- 11 1/2	1"- 11 1/2	5602-16	2000
1 1/4" - 11 1/2	1 1/4" - 11 1/2	5602-20	1150
1 1/2" -11 1/2	1 1/2" -11 1/2	5602-24	1000
2"-11 1/2	2"-11 1/2	5602-32	1000

Serie 5603 - Tee de Flujo Macho NPTF x Macho NPTF x Hembra NPTF



- (1) Macho NPTF
- (2) Macho NPTF
- (3) Hembra NPTF

Rosca Macho NPTF (2)	Rosca Hembra NPTF	Acero al Carbón Zincado # de Parte	PSI
1/8"-27	1/8"-27	5603-2	5000
1/4"-18	1/4"-18	5603-4	5000
3/8"-18	3/8"-18	5603-6	4000
1/2"-14	1/2"-14	5603-8	3000
3/4"-14	3/4"-14	5603-12	2500
1"- 11 1/2	1"- 11 1/2	5603-16	2000
1 1/4" - 11 1/2	1 1/4" - 11 1/2	5603-20	1150
1 1/2" -11 1/2	1 1/2" -11 1/2	5603-24	1000