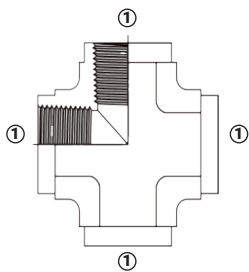


Adaptadores Hidráulicos - Rosca NPTF

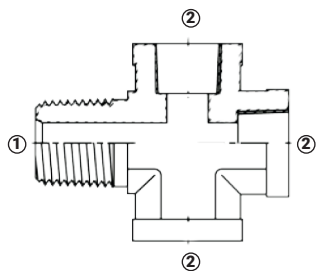

Serie 5652 - Cruz Hembra NPTF



(1) Hembra NPTF
SAE 140538

Rosca Hembra NPTF (4)	Acero al Carbón Zincado # de Parte	PSI
1/8"-27	5652-2	5000
1/4"-18	5652-4	5000
3/8"-18	5652-6	4000
1/2"-14	5652-8	3000
3/4"-14	5652-12	2500
1"- 11 1/2	5652-16	2000
1 1/4" - 11 1/2	5652-20	1150
1 1/2" -11 1/2	5652-24	1000

Serie 5655 - Cruz Macho NPTF x Hembras NPTF



(1) Macho NPTF
(2) Hembra NPTF

Rosca Macho NPTF	Rosca Hembra NPTF (3)	Acero al Carbón Zincado # de Parte	PSI
1/4"-18	1/4"-18	5655-4	5000
3/8"-18	3/8"-18	5655-6	4000
1/2"-14	1/2"-14	5655-8	3000