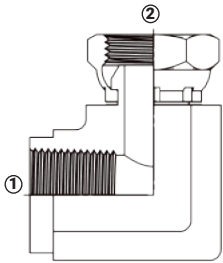



Adaptadores Hidráulicos - Rosca Hembra NPSM

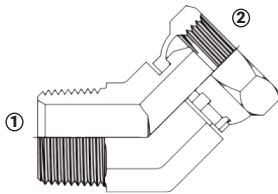
Serie 1502 - Codo 90° Hembra NPTF x Hembra NPSM Giratoria



(1) Hembra NPTF
(2) Hembra NPSM giratoria

Rosca Hembra NPTF	Rosca Hembra NPSM	Acero al Carbón Zincado # de Parte	PSI
1/8"-27	1/8"-27	1502-2-2	5000
1/8"-27	1/4"-18	1502-2-4	5000
1/4"-18	1/8"-27	1502-4-2	5000
1/4"-18	1/4"-18	1502-4-4	5000
1/4"-18	3/8"-18	1502-4-6	4000
3/8"-18	1/4"-18	1502-6-4	4000
3/8"-18	3/8"-18	1502-6-6	4000
3/8"-18	1/2"-14	1502-6-8	3500
1/2"-14	1/4"-18	1502-8-4	3000
1/2"-14	1/2"-14	1502-8-8	3000
1/2"-14	3/4"-14	1502-8-12	2250
3/4"-14	1/2"-14	1502-12-8	2500
3/4"-14	3/4"-14	1502-12-12	2250
1"- 11 1/2	1"- 11 1/2	1502-16-16	2000
1 1/4" - 11 1/2	1"- 11 1/2	1502-20-16	1150
1 1/4" - 11 1/2	1 1/4" - 11 1/2	1502-20-20	1150
1 1/2" -11 1/2	1 1/2" -11 1/2	1502-24-24	1000
2"-11 1/2	2"-11 1/2	1502-32-32	1000

Serie 1503 - Codo 45° Macho NPTF x Hembra NPSM Giratoria



(1) Macho NPTF
(2) Hembra NPSM giratoria
SAE 140330

Rosca Macho NPTF	Rosca Hembra NPSM	Acero al Carbón Zincado # de Parte	PSI
1/8"-27	1/8"-27	1503-2-2	5000
1/8"-27	1/4"-18	1503-2-4	5000
1/4"-18	1/8"-27	1503-4-2	5000
1/4"-18	1/4"-18	1503-4-4	5000
1/4"-18	3/8"-18	1503-4-6	4000
3/8"-18	1/4"-18	1503-6-4	4000
3/8"-18	3/8"-18	1503-6-6	4000
3/8"-18	1/2"-14	1503-6-8	3500
1/2"-14	1/4"-18	1503-8-4	3000
1/2"-14	3/8"-18	1503-8-6	3000
1/2"-14	1/2"-14	1503-8-8	3000
1/2"-14	3/4"-14	1503-8-12	2250
3/4"-14	1/2"-14	1503-12-8	2500
3/4"-14	3/4"-14	1503-12-12	2250
3/4"-14	1"- 11 1/2	1503-12-16	2000
1"- 11 1/2	3/4"-14	1503-16-12	2000
1"- 11 1/2	1"- 11 1/2	1503-16-16	2000
1 1/4" - 11 1/2	1"- 11 1/2	1503-20-16	1150