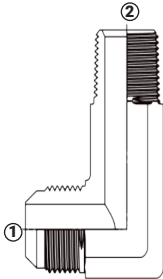


Adaptadores Hidráulicos - Rosca JIC 37°

Serie 2501LL - Codo 90° Macho JIC 37° x Macho NPTF Largo

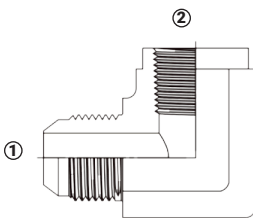



(1) Macho JIC 37°
(2) Macho NPTF

SAE 071602

Rosca Macho JIC	Rosca Macho NPTF	Acero al Carbón Zincado # de Parte	PSI
7/16"-20	1/8"-27	2501LL-4-2	5000
7/16"-20	1/4"-18	2501LL-4-4	5000
9/16"-18	1/4"-18	2501LL-6-4	5000
9/16"-18	3/8"-18	2501LL-6-6	4000
9/16"-18	1/2"-14	2501LL-6-8	3000
3/4"-16	3/8"-18	2501LL-8-6	4000
3/4"-16	1/2"-14	2501LL-8-8	3000
7/8"-14	1/2"-14	2501LL-10-8	3000
1 1/16"-12	1/2"-14	2501LL-12-8	3000
1 1/16"-12	3/4"-14	2501LL-12-12	2500

Serie 2502 - Codo 90° Macho JIC 37° x Hembra NPTF



(1) Macho JIC 37°
(2) Hembra NPTF

SAE 070203

Rosca Macho JIC	Rosca Hembra NPTF	Acero al Carbón Zincado # de Parte	PSI
7/16"-20	1/8"-27	2502-4-2	5000
7/16"-20	1/4"-18	2502-4-4	5000
7/16"-20	3/8"-18	2502-4-6	4000
7/16"-20	1/2"-14	2502-4-8	3000
1/2"-20	1/8"-27	2502-5-2	5000
9/16"-18	1/8"-27	2502-6-2	5000
9/16"-18	1/4"-18	2502-6-4	5000
9/16"-18	3/8"-18	2502-6-6	4000
3/4"-16	1/4"-18	2502-8-4	4500
3/4"-16	3/8"-18	2502-8-6	4000
3/4"-16	1/2"-14	2502-8-8	3000
3/4"-16	3/4"-14	2502-8-12	2500
7/8"-14	3/8"-18	2502-10-6	3500
7/8"-14	1/2"-14	2502-10-8	3000
7/8"-14	3/4"-14	2502-10-12	2500
1 1/16"-12	1/2"-14	2502-12-8	3000
1 1/16"-12	3/4"-14	2502-12-12	2500
1 3/16"-12	3/4"-14	2502-14-12	2500
1 3/16"-12	3/4"-14	2502-16-12	2500
1 3/16"-12	1"-11 1/2	2502-16-16	2000
1 5/8"-12	1 1/4"-11 1/2	2502-20-20	1150
1 7/8"-12	1 1/2"-11 1/2	2502-24-24	1000
2 1/2"-12	2"-11 1/2	2502-32-32	1000