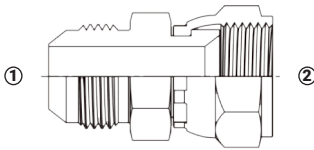


Adaptadores Hidráulicos - Rosca Hembra JIC 37° Giratoria

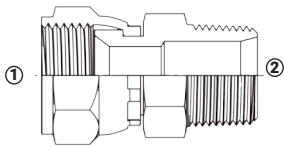

Serie 6504 - Macho JIC 37° x Hembra JIC 37° Giratoria



(1) Macho JIC
(2) Hembra JIC giratoria

Rosca Macho JIC	Rosca Hembra JIC Giratoria	Acero al Carbón Zincado # de Parte	PSI
7/16"-20	7/16"-20	6504-4-4	4500
7/16"-20	9/16"-18	6504-4-6	4000
9/16"-18	9/16"-18	6504-6-6	4000
9/16"-18	3/4"-16	6504-6-8	4000
3/4"-16	9/16"-18	6504-8-6	4000
3/4"-16	3/4"-16	6504-8-8	4000
3/4"-16	7/8"-14	6504-8-10	3000
3/4"-16	1 1/16"-12	6504-8-12	3000
7/8"-14	7/8"-14	6504-10-10	3000
1 1/16"-12	3/4"-16	6504-12-8	3500
1 1/16"-12	1 1/16"-12	6504-12-12	3000
1 5/16"-12	1 5/16"-12	6504-16-16	2500
1 5/8"-12	1 5/8"-12	6504-20-20	2000
1 7/8"-12	1 7/8"-12	6504-24-24	1500

Serie 6505 - Hembra JIC 37° Giratoria x Macho NPTF



(1) Hembra JIC giratoria
(2) Macho NPTF

Rosca Hembra JIC Giratoria	Rosca Macho NPTF	Acero al Carbón Zincado # de Parte	PSI
5/16"-24	1/4"-18	6505-2-4	5000
7/16"-20	1/8"-27	6505-4-2	4500
7/16"-20	1/4"-18	6505-4-4	4500
7/16"-20	3/8"-18	6505-4-6	4000
1/2"-20	1/4"-18	6505-5-4	4000
9/16"-18	1/4"-18	6505-6-4	4000
9/16"-18	3/8"-18	6505-6-6	4000
9/16"-18	1/2"-14	6505-6-8	3000
3/4"-16	3/8"-18	6505-8-6	4000
3/4"-16	1/2"-14	6505-8-8	3000
3/4"-16	3/4"-14	6505-8-12	2500
7/8"-14	3/8"-18	6505-10-6	3000
7/8"-14	1/2"-14	6505-10-8	3000
7/8"-14	3/4"-14	6505-10-12	2500
1 1/16"-12	1/2"-14	6505-12-8	3000
1 1/16"-12	3/4"-14	6505-12-12	2500
1 5/16"-12	3/4"-14	6505-16-12	2500
1 5/16"-12	1"- 11 1/2	6505-16-16	2000
1 5/8"-12	1 1/4" - 11 1/2	6505-20-20	1150
1 7/8"-12	1 1/2" -11 1/2	6505-24-24	1000
2 1/2"-12	2"-11 1/2	6505-32-32	1000