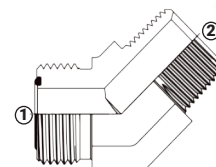



Adaptadores Hidráulicos - Rosca Cara Plana (Face Seal)

Serie FS2503 - Codo 45° Macho FS x Macho NPTF

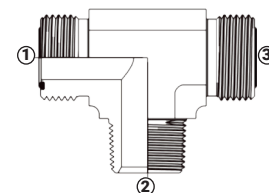
Rosca Macho Cara Plana	Rosca Macho NPTF	Acero al Carbón Zincado # de Parte	PSI
9/16"-18	1/4"-18	FS2503-4-4	5000
9/16"-18	3/8"-18	FS2503-4-6	4000
11/16"-16	1/4"-18	FS2503-6-4	5000
11/16"-16	3/8"-18	FS2503-6-6	4000
1 3/16"-16	3/8"-18	FS2503-8-6	4000
1 3/16"-16	1/2"-14	FS2503-8-8	3000
1"-14	1/2"-14	FS2503-10-8	3000
1 3/16"-12	3/4"-14	FS2503-12-12	2500
1 7/16"-12	1"- 11 1/2	FS2503-16-16	2000
1 11/16"-12	1 1/4" - 11 1/2	FS2503-20-20	1150



(1) Macho Face Seal
(2) Macho NPTF

Serie FS2601 - Tee de Ramificación Macho FS x Macho NPTF x Macho FS

Rosca Macho Cara Plana (2)	Rosca Macho NPTF	Acero al Carbón Zincado # de Parte	PSI
9/16"-18	1/4"-18	FS2601-4-4	5000
11/16"-16	1/4"-18	FS2601-6-4	5000
11/16"-16	3/8"-18	FS2601-6-6	4000
1 3/16"-16	3/8"-18	FS2601-8-6	4000
1 3/16"-16	1/2"-14	FS2601-8-8	3000
1"-14	1/2"-14	FS2601-10-8	3000
1 3/16"-12	3/4"-14	FS2601-12-12	2500
1 7/16"-12	1"- 11 1/2	FS2601-16-16	2000
1 11/16"-12	1 1/4" - 11 1/2	FS2601-20-20	1150



(1) Macho Face Seal
(2) Macho NPTF
(3) Macho Face Seal