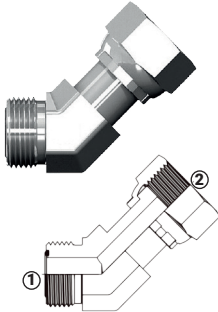


Adaptadores Hidráulicos - Rosca Cara Plana (Face Seal)


Serie FS6502 - Codo 45° Macho FS x Hembra FS Giratoria



(1) Macho Face Seal
(2) Hembra Face Seal giratoria

Rosca Macho Cara Plana	Rosca Hembra Cara Plana Giratoria	Acero al Carbón Zincado # de Parte	PSI
9/16"-18	9/16"-18	FS6502-4-4	6000
11/16"-16	11/16"-16	FS6502-6-6	6000
1 3/16"-16	1 3/16"-16	FS6502-8-8	6000
1"-14	1"-14	FS6502-10-10	6000
1 3/16"-12	1 3/16"-12	FS6502-12-12	6000
1 7/16"-12	1 7/16"-12	FS6502-16-16	6000
1 11/16"-12	1 11/16"-12	FS6502-20-20	6000


Serie FS6504 - Macho FS x Hembra JIC 37° Giratoria



(1) Macho Face Seal
(2) Hembra JIC giratoria

Rosca Macho Cara Plana	Rosca Hembra JIC Giratoria	Acero al Carbón Zincado # de Parte	PSI
9/16"-18	9/16"-18	FS6504-4-4	6000
11/16"-16	11/16"-16	FS6504-6-6	6000
1 3/16"-16	1 3/16"-16	FS6504-8-8	6000
1"-14	1"-14	FS6504-10-10	6000
1 3/16"-12	1 3/16"-12	FS6504-12-12	6000
1 7/16"-12	1 7/16"-12	FS6504-16-16	6000

Serie FS6508 - Macho JIC 37° x Hembra FS Giratoria



(1) Macho JIC
(2) Hembra FS giratoria

Rosca Macho JIC	Rosca Hembra Cara Plana Giratoria	Acero al Carbón Zincado # de Parte	PSI
7/16"-20	9/16"-18	FS6508-4-4	5000
9/16"-18	11/16"-16	FS6508-6-6	5000
3/4"-16	1 3/16"-16	FS6508-8-8	4500
7/8"-14	1"-14	FS6508-10-10	3500
1 1/16"-12	1 3/16"-12	FS6508-12-12	3500
1 5/16"-12	1 7/16"-12	FS6508-16-16	3000
1 5/8"-12	1 11/16"-12	FS6508-20-20	2500