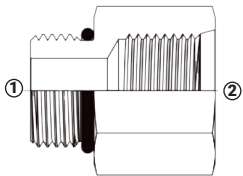



Adaptadores Hidráulicos - Rosca SAE O-Ring

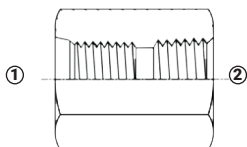

Serie 6410 - Macho SAE O-Ring x Hembra SAE O-Ring



(1) Macho SAE O-ring
(2) Hembra SAE O-ring

Rosca Macho ORB	Rosca Hembra ORB	Acero al Carbón Zincado # de Parte	PSI
7/16"-20	7/16"-20	6410-4-4	5000
7/16"-20	9/16"-18	6410-4-6	5000
1/2"-20	7/16"-20	6410-5-4	5000
9/16"-18	7/16"-20	6410-6-4	5000
9/16"-18	9/16"-18	6410-6-6	5000
9/16"-18	3/4"-16	6410-6-8	4500
3/4"-16	9/16"-18	6410-8-6	4500
3/4"-16	3/4"-16	6410-8-8	4500
3/4"-16	7/8"-14	6410-8-10	3500
3/4"-16	1 1/16"-12	6410-8-12	3500
7/8"-14	7/16"-20	6410-10-4	3500
7/8"-14	9/16"-18	6410-10-6	3500
7/8"-14	3/4"-16	6410-10-8	3500
7/8"-14	7/8"-14	6410-10-10	3500
7/8"-14	1 1/16"-12	6410-10-12	3500
1 1/16"-12	7/16"-20	6410-12-4	3500
1 1/16"-12	9/16"-18	6410-12-6	3500
1 1/16"-12	3/4"-16	6410-12-8	3500
1 1/16"-12	7/8"-14	6410-12-10	3500
1 1/16"-12	1 1/16"-12	6410-12-12	3500
1 1/16"-12	1 5/16"-12	6410-12-16	3000
1 3/16"-12	1 1/16"-12	6410-14-12	3000
1 5/16"-12	7/16"-20	6410-16-4	3000
1 5/16"-12	9/16"-18	6410-16-6	3000
1 5/16"-12	3/4"-16	6410-16-8	3000
1 5/16"-12	7/8"-14	6410-16-10	3000
1 5/16"-12	1 1/16"-12	6410-16-12	3000
1 5/16"-12	1 5/8"-12	6410-16-20	2500
1 5/8"-12	7/16"-20	6410-20-4	2500
1 5/8"-12	7/8"-14	6410-20-10	2500
1 5/8"-12	1 1/16"-12	6410-20-12	2500
1 5/8"-12	1 5/16"-12	6410-20-16	2500
1 7/8"-12	1 5/16"-12	6410-24-16	2000
1 7/8"-12	1 5/8"-12	6410-24-20	2000
2 1/2"-12	1 7/8"-12	6410-32-24	1500

Serie 6420 - Hembra SAE O-Ring x Hembra NPTF



(1) Hembra SAE O-ring
(2) Hembra NPTF

Rosca Hembra ORB	Rosca Hembra NPTF	Acero al Carbón Zincado # de Parte	PSI
7/16"-20	1/4"-18	6420-4-4	5000
9/16"-18	3/8"-18	6420-6-6	4000
3/4"-16	1/2"-14	6420-8-8	3000
1 1/16"-12	3/4"-14	6420-12-12	2500