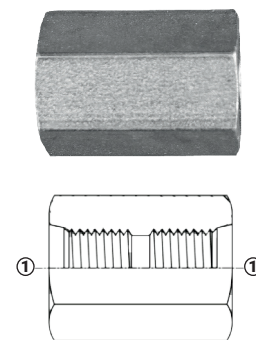


Adaptadores Hidráulicos - Rosca SAE O-Ring

Serie 6425 - Hembra SAE O-Ring x Hembra SAE O-Ring

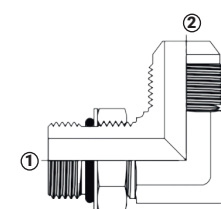

Rosca Hembra ORB	Rosca Hembra ORB	Acero al Carbón Zincado # de Parte	PSI
7/16"-20	7/16"-20	6425-4-4	4500
9/16"-18	9/16"-18	6425-6-6	4000
3/4"-16	3/4"-16	6425-8-8	4000
7/8"-14	7/8"-14	6425-10-10	3000
1 1/16"-12	1 1/16"-12	6425-12-12	3000



(1) Hembra SAE O-ring
(2) Hembra SAE O-ring

Serie 1238 - Codo 90° Macho SAE O-Ring x Macho JIC 37°

Rosca Macho ORB	Rosca Macho JIC	Acero al Carbón Zincado # de Parte	PSI
5/16"-24	5/16"-24	1238-02-02	5000
5/16"-24	7/16"-20	1238-02-04	5000
3/8"-24	3/8"-24	1238-03-03	5000
3/8"-24	1/2"-20	1238-03-05	5000
7/16"-20	5/16"-24	1238-04-02	5000
7/16"-20	7/16"-20	1238-04-04	5000
7/16"-20	1/2"-20	1238-04-05	5000
7/16"-20	9/16"-18	1238-04-06	5000
7/16"-20	3/4"-16	1238-04-08	4500
1/2"-20	7/16"-20	1238-05-04	5000
1/2"-20	1/2"-20	1238-05-05	5000
1/2"-20	9/16"-18	1238-05-06	5000
9/16"-18	7/16"-20	1238-06-04	5000
9/16"-18	1/2"-20	1238-06-05	5000
9/16"-18	9/16"-18	1238-06-06	5000
9/16"-18	3/4"-16	1238-06-08	4500
9/16"-18	7/8"-14	1238-06-10	3500
9/16"-18	1 1/16"-12	1238-06-12	3500
3/4"-16	7/16"-20	1238-08-04	4500
3/4"-16	1/2"-20	1238-08-05	4500
3/4"-16	9/16"-18	1238-08-06	4500
3/4"-16	3/4"-16	1238-08-08	4500
3/4"-16	7/8"-14	1238-08-10	3500
3/4"-16	1 1/16"-12	1238-08-12	3500
3/4"-16	1 5/16"-12	1238-08-16	3000
7/8"-14	1/2"-20	1238-10-05	3500
7/8"-14	9/16"-18	1238-10-06	3500
7/8"-14	3/4"-16	1238-10-08	3500
7/8"-14	7/8"-14	1238-10-10	3500
7/8"-14	1 1/16"-12	1238-10-12	3500
7/8"-14	1 5/16"-12	1238-10-16	3000
1 1/16"-12	7/16"-20	1238-12-04	3500
1 1/16"-12	9/16"-18	1238-12-06	3500



(1) Macho SAE O-ring
(2) Macho JIC
SAE 070220

* Números con "S" indican que son Rosca macho giratorio