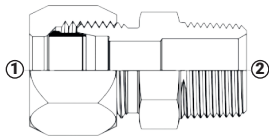


**Adaptadores Hidráulicos - Conexiones de Barril**

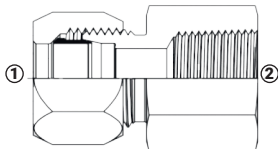

**Serie FLC2404 - Tubing x Macho NPTF**



(1) Tubing  
(2) Macho NPTF

D.E. Tubing	Rosca Macho NPTF	Acero al Carbón Zincado # de Parte	PSI
1/4"	1/8"-27	FLC2404-02	5000
1/4"	1/4"-18	FLC2404-02-04	5000
3/16"	1/8"-27	FLC2404-03-02	5000
1/4"	1/8"-27	FLC2404-04-02	5000
1/4"	1/4"-18	FLC2404-04	5000
1/4"	3/8"-18	FLC2404-04-06	4000
1/4"	1/2"-14	FLC2404-04-08	3000
5/16"	1/8"-27	FLC2404-05-02	5000
5/16"	1/4"-18	FLC2404-05-04	5000
3/8"	1/8"-27	FLC2404-06-02	5000
3/8"	1/4"-18	FLC2404-06-04	5000
3/8"	3/8"-18	FLC2404-06	4000
3/8"	1/2"-14	FLC2404-06-08	3000
1/2"	1/4"-18	FLC2404-08-04	3000
1/2"	3/8"-18	FLC2404-08-06	3000
1/2"	1/2"-14	FLC2404-08	3000
1/2"	3/4"-14	FLC2404-08-12	2500
5/8"	3/8"-18	FLC2404-10-06	4000
5/8"	1/2"-14	FLC2404-10-08	3000
5/8"	3/4"-14	FLC2404-10-12	2500
3/4"	1/2"-14	FLC2404-12-08	2500
3/4"	3/4"-14	FLC2404-12	2500
3/4"	1" - 11 1/2	FLC2404-12-16	2000
1"	3/4"-14	FLC2404-16-12	2000
1"	1" - 11 1/2	FLC2404-16	2000
1"	1 1/4" - 11 1/2	FLC2404-16-20	1150
1 1/4"	3/4"-14	FLC2404-20-12	1150
1 1/4"	1 1/4" - 11 1/2	FLC2404-20	1150
1 1/2"	1 1/2" - 11 1/2	FLC2404-24	1000

**Serie FLC2405 - Tubing x Rosca Hembra NPTF**



(1) Tubing  
(2) Hembra NPTF

D.E. Tubing	Rosca Hembra NPTF	Acero al Carbón Zincado # de Parte	PSI
1/8"	1/8"-27	FLC2405-02	5000
1/4"	1/8"-27	FLC2405-04-02	5000
1/4"	1/4"-18	FLC2405-04	5000
5/16"	1/8"-27	FLC2405-05-02	5000
3/8"	1/4"-18	FLC2405-06-04	4000
3/8"	3/8"-18	FLC2405-06	4000
1/2"	1/4"-18	FLC2405-08-04	3000
1/2"	3/8"-18	FLC2405-08-06	3000
1/2"	1/2"-14	FLC2405-08	3000
5/8"	1/2"-14	FLC2405-10-08	3000
3/4"	3/4"-14	FLC2405-12	2500
1"	1" - 11 1/2	FLC2405-16	2000
1 1/4"	1 1/4" - 11 1/2	FLC2405-20	1150