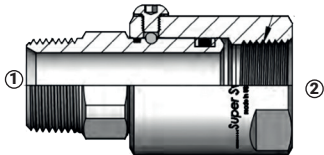



Super Swivels®

Serie SP5404 - Macho NPTF x Hembra NPTF En Línea

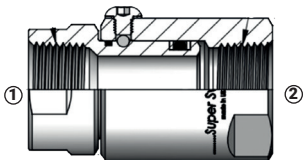


(1) Macho NPTF
(2) Hembra NPTF

Rosca Macho NPTF	Rosca Hembra NPTF	Acero al Carbón Zincado # de Parte	PSI
1/8"-27	1/8"-27	SP5404-2	5000
1/4"-18	1/4"-18	SP5404-4	5000
3/8"-18	3/8"-18	SP5404-6	5000
1/2"-14	1/2"-14	SP5404-8	5000
3/4"-14	3/4"-14	SP5404-12	4500
1" 11-1/2	1" 11-1/2	SP5404-16	4000
1-1/4" 11-1/2	1-1/4" 11-1/2	SP5404-20	4000
1-1/2" 11-1/2	1-1/2" 11-1/2	SP5404-24-NI ¹	4000
2" 11-1/2	2" 11-1/2	SP5404-32-NI ¹	3000

¹ Acero al carbón níquelado.

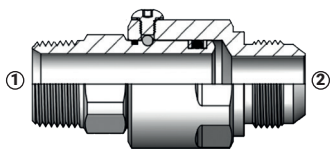
Serie SP5000 - Hembra NPTF x Hembra NPTF En Línea



(1) Hembra NPTF
(2) Hembra NPTF

Rosca Hembra NPTF	Rosca Hembra NPTF	Acero al Carbón Zincado # de Parte	PSI
1/8"-27	1/8"-27	SP5000-2	5000
1/4"-18	1/4"-18	SP5000-4	5000
3/8"-18	3/8"-18	SP5000-6	5000
1/2"-14	1/2"-14	SP5000-8	5000
3/4"-14	3/4"-14	SP5000-12	4500
1" 11-1/2	1" 11-1/2	SP5000-16	4000
1-1/4" 11-1/2	1-1/4" 11-1/2	SP5000-20	4000

Serie SP2404 - Macho NPTF x Macho JIC 37° En Línea



(1) Macho NPTF
(2) Macho JIC 37°

Rosca Macho NPTF	Rosca Macho JIC 37°	Acero al Carbón Zincado # de Parte	PSI
1/4"-18	9/16"-18	SP2404-4-6	5000
3/8"-18	9/16"-18	SP2404-6-6	5000
3/8"-18	3/4"-16	SP2404-6-8	5000
1/2"-14	3/4"-16	SP2404-8-8	5000
3/4"-14	1 1/16"-12	SP2404-12-12	4500
1" 11-12	1 5/16"-12	SP2404-16-16	4000
1 1/4" 11-1/2	1 5/8"-12	SP2404-20-20	4000