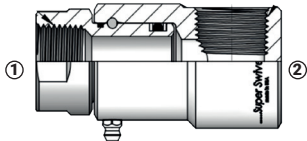


Super Swivels®

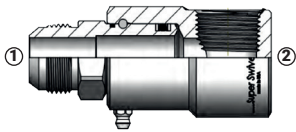

Serie SPS95504 - Codo 90° Hembra NPT x Hembra NPT



(1) Hembra NPTF
(2) Hembra NPTF

Rosca Hembra NPTF	Rosca Hembra NPTF	Acero al Carbón Zincado # de Parte	PSI
1/8"-27	1/8"-27	SPS95504-2	5000
1/4"-18	1/4"-18	SPS95504-4	5000
3/8"-18	3/8"-18	SPS95504-6	5000
1/2"-14	1/2"-14	SPS95504-8	5000
3/4"-14	3/4"-14	SPS95504-12	4500
1" 11-1/2	1" 11-1/2	SPS95504-16	4000
1-1/4" 11-1/2	1-1/4" 11-1/2	SPS95504-20	4000

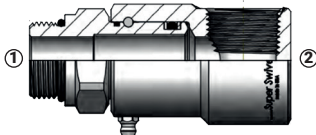
Serie SPS92405 - Codo 90° Macho JIC 37° x Hembra NPTF



(1) Macho JIC 37°
(2) Hembra NPTF

Rosca Macho JIC 37°	Rosca Hembra NPTF	Acero al Carbón Zincado # de Parte	PSI
9/16"-18	1/4"-18	SPS92405-6-4	5000
3/4"-16	3/8"-18	SPS92405-8-6	5000
3/4"-16	1/2"-14	SPS92405-8	5000
7/8"-14	1/2"-14	SPS92405-10-8	5000
1-1/16"-12	3/4"-14	SPS92405-12	4500
1-5/16"-12	1" 11-1/2	SPS92405-16	4000
1-5/8"-12	1-1/4" 11-1/2	SPS92405-20	4000

Serie SPS96405 - Codo 90° Macho ORB x Hembra NPTF



(1) Macho ORB
(2) Hembra NPTF

Rosca Macho ORB	Rosca Hembra NPTF	Acero al Carbón Zincado # de Parte	PSI
9/16"-18	1/4"-18	SPS96405-6-4	5000
3/4"-16	1/4"-18	SPS96405-8-6	5000
3/4"-16	1/2"-14	SPS96405-8	5000
7/8"-14	1/4"-18	SPS96405-10-6	5000
7/8"-14	1/2"-14	SPS96405-10-8	5000
1 1/16"-12	3/4"-14	SP96405-12	4500
1 5/16"-12	1" 11-1/2	SPS96405-16	4000
1 5/8"-12	1 1/4" 11-1/2	SPS96405-20	4000