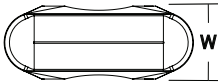
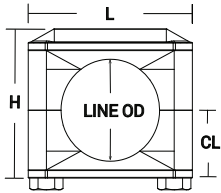
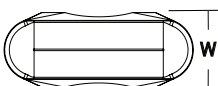
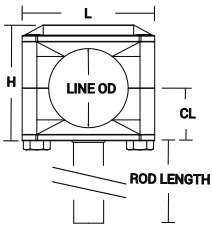


**Soporte Bloque para Tubing**



**Soporte para Tubing con Montura en la Base - B24V-BM**

Medida Tubing	D.E. de línea (in)	H (in)	L (in)	W (in)	CL (in)	Acople Redondo		Acero Inoxidable 304 # de Parte
						Altura (in)	Rosca	
1"	1.312	2.19	2.49	.75	.97	.47	3/8"-16	B24V-BM-G100
1-1/2"	1.90	2.69	2.99	.88	1.25	.47	3/8"-16	B24V-BM-G150
2"	2.38	3.19	3.36	.88	1.49	.59	1/2"-13	B24V-BM-G200
2-1/2"	2.88	3.63	3.74	.88	1.71	.59	1/2"-13	B24V-BM-G250



**Soporte para Tubing con Barilla - B24V-BMR6**

Medida Tubing	D.E. de línea (in)	H (in)	L (in)	W (in)	CL (in)	Barilla (Longitud)		Acero Inoxidable 304 # de Parte
						Longitud (in)	D.E.	
1"	1.32	2.19	2.49	.75	1.94	6.00	.38	B24V-BMR6-G100
1-1/2"	1.90	2.69	2.99	.88	2.44	6.00	.38	B24V-BMR6-G150
2"	2.38	3.19	3.36	.88	2.81	6.00	.50	B24V-BMR6-G200
2-1/2"	2.88	3.63	3.74	.88	3.19	6.00	.50	B24V-BMR6-G250

N