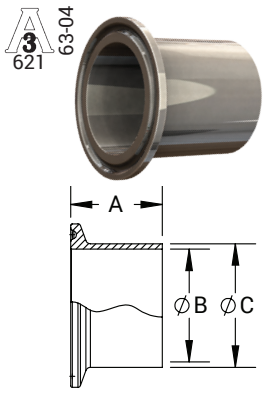


Conexiones Biofarmacéuticas "High Purity"

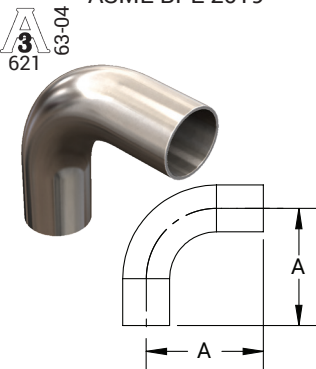
Férulas Soldables Automáticas - TL14AM7



BPE Tabla DT-4.1.4-1
ASME BPE 2019

D.E. Tubing	A (in)	B (in)	C (in)	Acabado PL - SF1	Acabado PM - SF4
1/2"	1.75	0.37	0.50	TL14AM7-050PL	TL14AM7-050PM
3/4"	1.75	0.62	0.75	TL14AM7-075PL	TL14AM7-075PM
1"	1.75	0.87	1.00	TL14AM7-100PL	TL14AM7-100PM
1-1/2"	1.75	1.37	1.50	TL14AM7-150PL	TL14AM7-150PM
2"	2.25	1.87	2.00	TL14AM7-200PL	TL14AM7-200PM
2-1/2"	2.25	2.37	2.50	TL14AM7-250PL	TL14AM7-250PM
3"	2.25	2.87	3.00	TL14AM7-300PL	TL14AM7-300PM
4"	2.25	3.83	4.00	TL14AM7-400PL	TL14AM7-400PM
6"	3.00	5.78	6.00	TL14AM7-600PL	TL14AM7-600PM

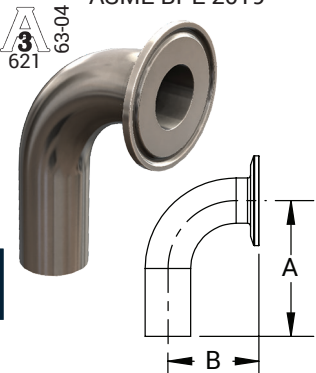
Codo 90° Soldable - T2S



BPE Tabla DT-4.1.1-1
ASME BPE 2019

D.E. Tubing	A (in)	Acabado PL - SF1	Acabado PM - SF4
1/2"	3.00	T2S-050PL	T2S-050PM
3/4"	3.00	T2S-075PL	T2S-075PM
1"	3.00	T2S-100PL	T2S-100PM
1-1/2"	3.75	T2S-150PL	T2S-150PM
2"	4.75	T2S-200PL	T2S-200PM
2-1/2"	5.50	T2S-250PL	T2S-250PM
3"	6.25	T2S-300PL	T2S-300PM
4"	8.00	T2S-400PL	T2S-400PM
6"	11.50	T2S-600PL	T2S-600PM

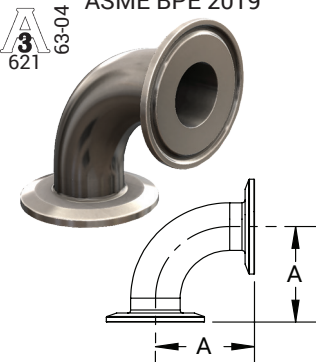
Codo 90° Clamp x Extremo Soldable - T2CM



BPE Tabla DT-4.1.1-2
ASME BPE 2019

D.E. Tubing	A (in)	B (in)	Acabado PL - SF1	Acabado PM - SF4
1/2"	3.00	1.63	T2CM-050PL	T2CM-050PM
3/4"	3.00	1.63	T2CM-075PL	T2CM-075PM
1"	3.00	2.00	T2CM-100PL	T2CM-100PM
1-1/2"	3.75	2.75	T2CM-150PL	T2CM-150PM
2"	4.75	3.50	T2CM-200PL	T2CM-200PM
2-1/2"	5.50	4.25	T2CM-250PL	T2CM-250PM
3"	6.25	5.00	T2CM-300PL	T2CM-300PM
4"	8.00	6.63	T2CM-400PL	T2CM-400PM
6"	11.50	10.50	T2CM-600PL	T2CM-600PM

Codo 90° Clamp x Clamp - T2CMP



D.E. Tubing	A (in)	Acabado PL - SF1	Acabado PM - SF4
1/2"	1.63	T2CMP-050PL	T2CMP-050PM
3/4"	1.63	T2CMP-075PL	T2CMP-075PM
1"	2.00	T2CMP-100PL	T2CMP-100PM
1-1/2"	2.75	T2CMP-150PL	T2CMP-150PM
2"	3.50	T2CMP-200PL	T2CMP-200PM
2-1/2"	4.25	T2CMP-250PL	T2CMP-250PM
3"	5.00	T2CMP-300PL	T2CMP-300PM
4"	6.63	T2CMP-400PL	T2CMP-400PM
6"	10.50	T2CMP-600PL	T2CMP-600PM

NOTA: Especificaciones BPE 2019.

Acabado PL – SF1.
D.E. = 32Ra Pulido Mecánico.
D.I. = 20Ra Pulido Mecánico.

Acabado PM – SF4.
D.E. = 32Ra Pulido Mecánico.
D.I. = 15Ra Pulido Mecánico y Electropulido .

BPE Tabla DT-4.1.1-3
ASME BPE 2019